
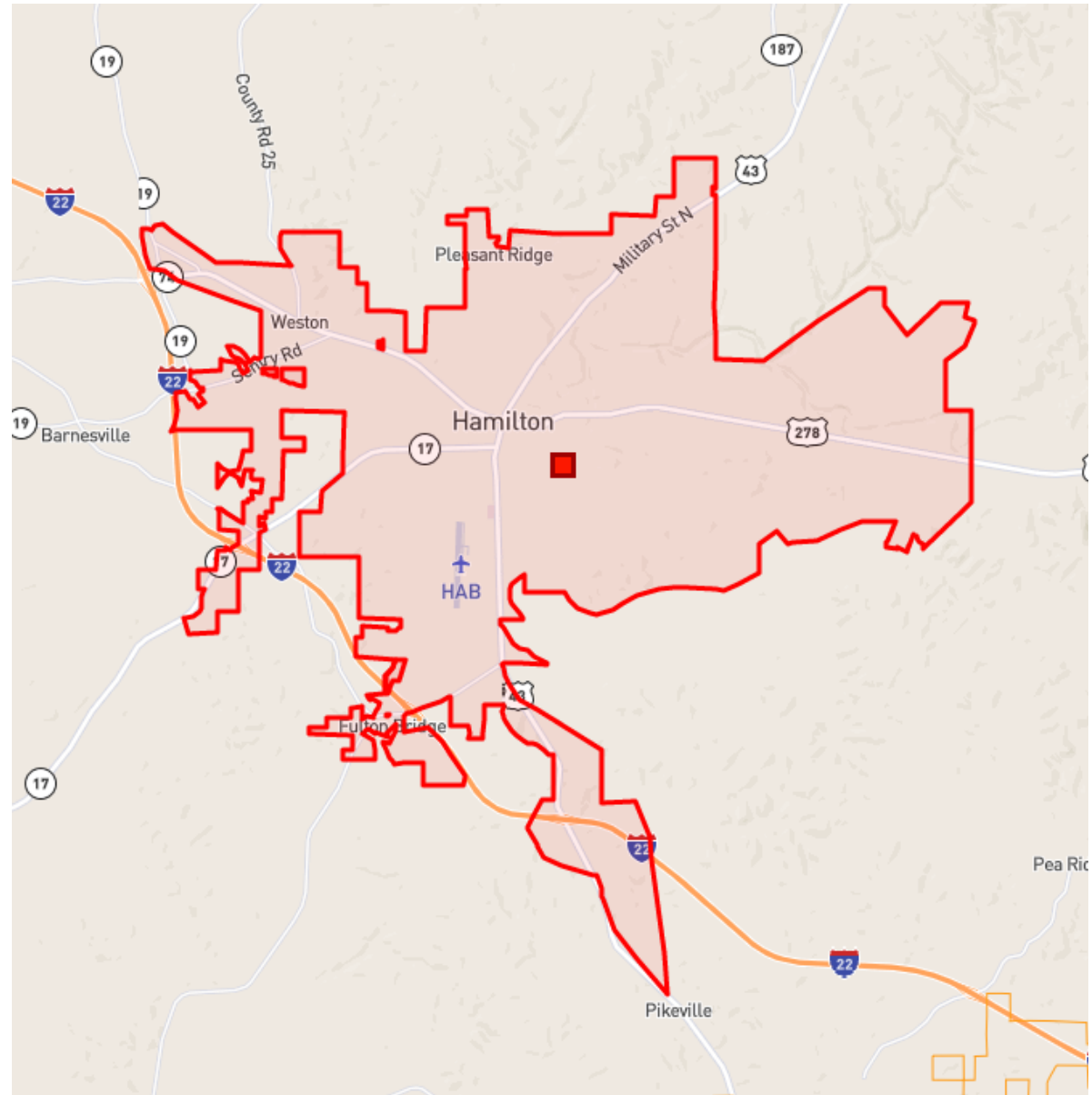


Discover



State of Alabama
Population 4.86 million

Hamilton, AL
Population 6,809



Discover



Residential Population Density

• 1 dot = 100

Daytime Employee Population Density

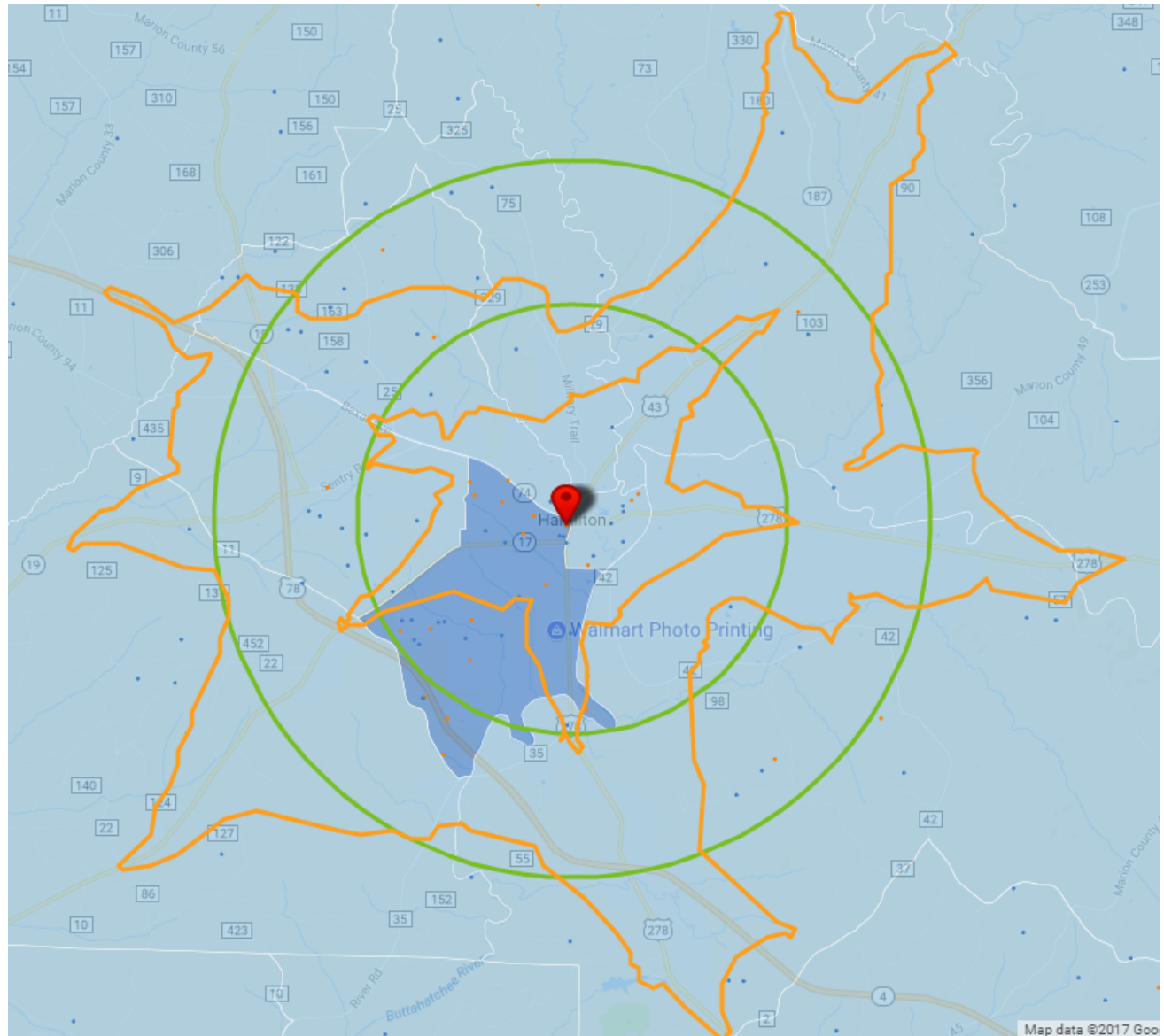
• 1 dot = 100

Median Household Income

- \$0-\$25,000
- \$25,000-\$50,000
- \$50,000-\$75,000
- \$75,000-\$100,000
- \$100,000-\$150,000
- > \$150,000

Study Area

- 3.00 mi
- 5.00 mi
- 0-5 min
- 0-10 min





Category	3-Mile Radius	5-Mile Radius	10-Mile Radius	5-Minute Drive Time	10-Minute Drive Time	15-Minute Drive Time
Current Year Estimated Population	5,059	7,561	11,882	3,148	7,118	10,484
Number of Households	2,001	3,001	4,731	1,288	2,825	4,164
Projected Annual Growth (5 YR)	-1.69%	-1.73%	-1.73%	-1.69%	-1.72%	-1.73%
Median HH Income 2016	\$35,049	\$36,029	\$36,052	\$31,705	\$35,750	\$35,132
Current Year Average Age	43.1	42.6	42.3	43.5	42.7	42.4
Average Home Value	\$103,004	\$100,162	\$98,641	\$106,003	\$100,509	\$98,923
Current Year % Bachelor's Degree	9%	9%	9%	10%	9%	9%
Daytime Population	7,086	8,431	10,689	5,422	8,184	10,980
Labor Force	2,212	3,299	5,177	1,382	3,106	4,493